

Frameless Folding Sliding Glass Door

Sliding folding doors without frames operate on a thin and unobtrusive track. The frame can be recessed within the floor to provide a smooth efficient operation. Frameless sliding doors add character and style to any space. Our frameless Sliding Doors have individual glass panels in the frame to enable each door to slide and stack to the side you prefer. Our system is made to measure. Customisation includes frame dimensions, glass thickness and tint, panel size, colour. Sliding doors are lockable and weatherproof. When a mechanical lock is engaged, a weather proof strip is compressed to make the system wind and water proof and secure.





Glass for Bi-Folding Door

10mm tempered glass Tempered glass is made by heating flat glass to just below its softening temperature and suddenly chilling it with jets of cold air. It results the outer skins under powerful compressive stress and the interior with severe tensile stress. In consequence, the impact applied to the glass will be overcome by the compression stress on the surfaces to assure safety of use.

Tempered safety glass has a much higher thermal shock resistance than float glass. Tempered safety glass can resist a thermal shock of as much as 150K, whereas float glass can only withstand thermal shock of 40K.

Tempered safety glass is considered safety glass, however, primarily due to the way it breaks. Because it is in state of internal tension, when it breaks it shatters suddenly into small fragments with blunt edges, which considerably reduce the risk of severe injury.



Benefits of Tempered Glass

It's tougher

The thermal tempering process used to manufacture tempered glass makes it much stronger than ordinary glass. Tempered glass can stand up to strong winds, direct impact from blows and bumps, and minor explosions.

It's heat-resistant

Tempered glass can resist temperatures of up to 470 degrees Fahrenheit.

It's crystal clear

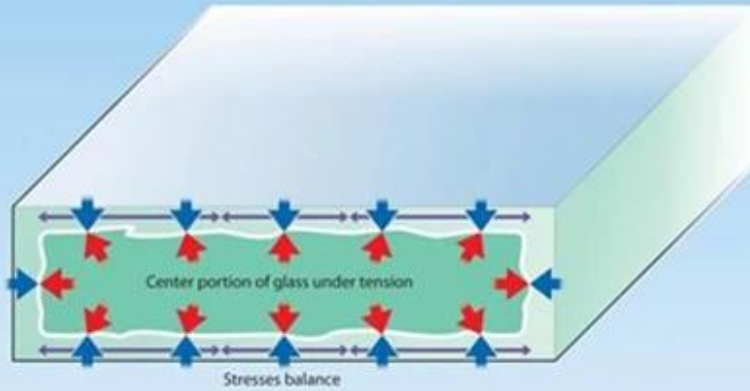
While the tempering process makes tempered glass super tough, it doesn't affect the clarity of the glass. Tempered glass is crystal clear and transparent, which makes it useful in glass doors.

It doesn't scratch easily

The manufacturing process that makes tempered glass thermally tough also makes it scratch-resistant. This makes tempered glass an ideal material for glass doors.

TEMPERED GLASS

Surface of glass in compression (> 10,000 psi)



**tempered glass broken
with normal external force
cubical debris won't fall down**



**tempered glass broken
with very strong external force
cubical debris will fall down**

Characteristics of Bi-Folding Glass Door

1. All aluminum profiles are international general door and window profiles 6063t5 which have advantages of light weight, high strength and high impact toughness.

2. High quality load-bearing accessories strengthen the bearing capacity of glass. It can bear 2.6 meter height and 0.8mmeter width floor glass (ordinary frameless balcony window can bear 2.2m high and 0.5m wide floor glass)

3. The accessory pulley is made of carbon steel bearing and POM, which has the characteristics of high hardness, friction resistance and aging resistance. Can withstand hundreds of thousands of push and pull.

4. Single glass four-wheel stress, three-layer main wheel and two-layer auxiliary wheel.

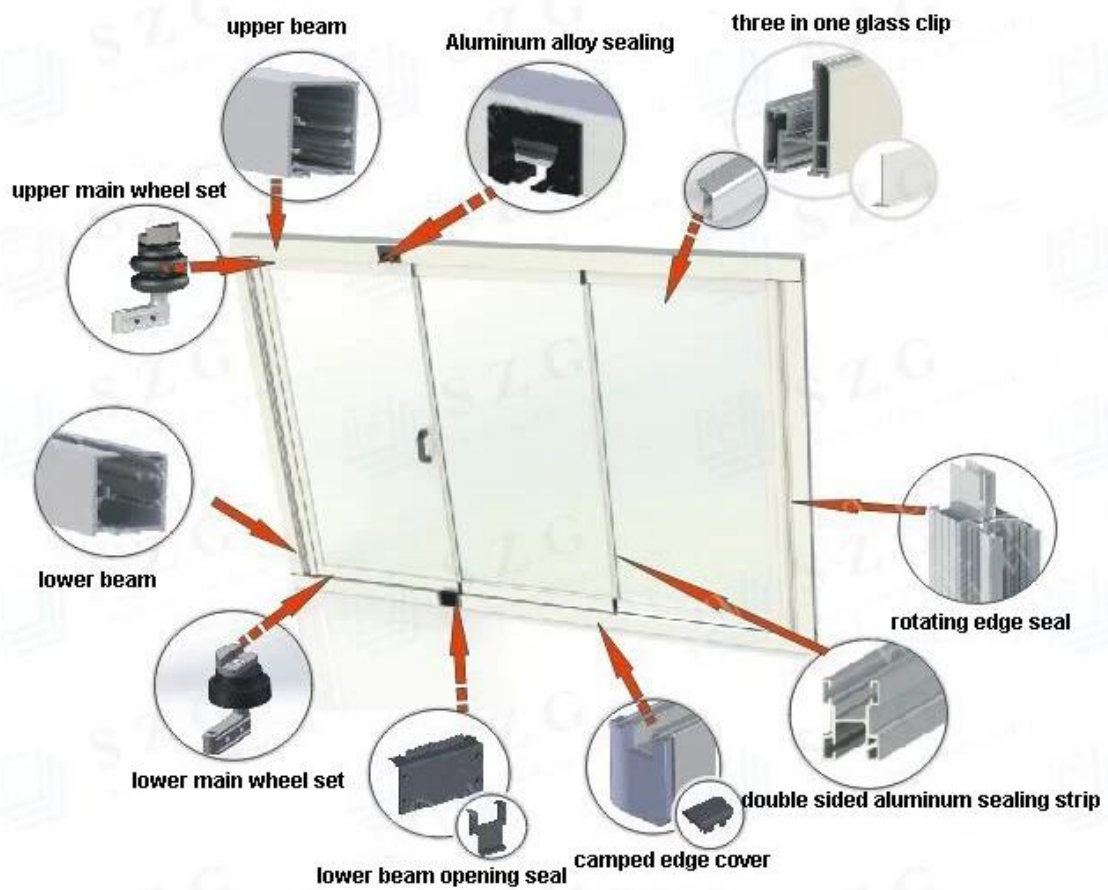
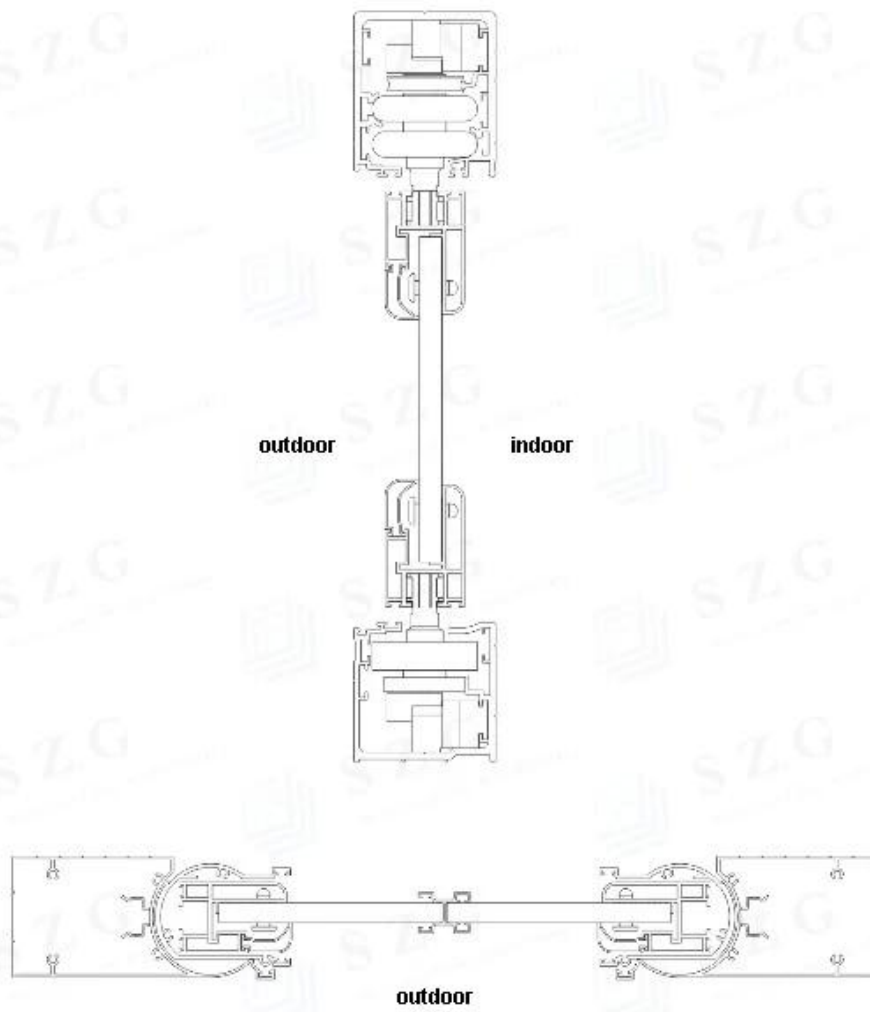
5. Without approach bridge, the stressed pulley will not jump through the multi beam opening. Extremely smooth and slippery.

6. The unique design of built-in anti-collision rubber strip on the upper and lower beams is adopted to solve the noise elimination problem in the pushing process of frameless balcony window to a greater extent. The anti-collision rubber strip adopts automobile grade raw material EPDM, which can ensure the weather resistance for 20 years and truly worry free.

7. Three in one adjustable double-sided force clamping edge, flexible adjustment, applicable to 6-10mm thick single-layer glass or 4 + 4, 5 + 5 laminated double-layer glass. The glass is stressed on both sides and durable.

8. Hidden rivet design, increased clip edge plastic safety envelope, beautiful and luxurious appearance.

9. The rotary side seal has its own lock function design, and the switch can be completed by one hand. It is easy to operate and durable.



What is your detail requirement for folding door? Welcome to send us your detail inquiry.