

SGG 6mm dark blue tempered glass- CE/ BS 6206 Standard Quality

6mm dark blue tempered glass is cut [6mm dark blue glass](#) into customized size, then pass them into temperd furnace, which the heating to near glass softening point of 700 degrees, then rapidly cooled, which let the outer surface of the glass in a state of high compression, and the core or center of glass in compensating tension. This production process make dark blue tempered glass to be a safety glass that 4-5 times stronger than ordinary annealed glass, that is why tempered glass also called safety toughened glass.

Please note that tempered glass can not be cut any more, even grinding edges, or other processing. Thus all design details of toughened glass must be confirmed before mass production. Like edge polishing, drilling holes, cut outs, etc.

Featurers:

1. Strength: 6mm dark blue tempered glass panel is up to 4-5 times stronger than ordinary annealed float glass. The toughening process has greatly reduced the risk of thermal breakage.
2. Breakage & Safety: when broken occurs, 6mm dark blue tempered glass sheet will break into small cubic fragments that do harmless to human body
3. Multiple functions: By change the glass substrate type, tempered glass panel could remain the features of this glass, meanwhile strength the glass. For example, low-e tempered glass or low e toughened glass, it is energy efficiency but also strong strengthened. It also can be laminated, insulated, and printed for specific requirements of different clients.
4. Cut & Polishing: all types of edges, holes, and cut outs for different accessories. Our accurate cutting and measurements promoted the implementation of installers.

Applications:

Tempered glass is defined as toughened glass that has been treated by heat or chemicals to increase its strength. Thus it has many benefits and uses which makes it a popular glass used in many home and commercial building projects.

1. 6mm dark blue tempered glass is widely used directly glass shelves, glass window, etc.
2. 6mm dark blue tempered glass can be laminated with another glass panel, to be a tempered laminated safety glass for glass railings, glass roof, glass wall, glass
3. 6mm dark blue tempered glass can also be insulated, to be sound proof glass and heat control glass.

Specifications:

Sun Global Glass supply tempered glass with full range of colors, thickness and glass substrates.

1. Glass colors: clear,blue,green,bronze,gray etc


2. Glass thickness: 4mm 5mm 6mm 8mm 10mm
3. Glass size: minimum size 300x300mm, maximum size length 8000mm
4. Edge work: Flat polished edge, chamfer edge, beveled edge, waved edge, OGEE edge, triple OG edge, and others.
5. Drilling holes: holes diameter need to be bigger than glass thickness.
6. Cut outs: all types of cut outs for different accessories. Our accurate cutting and measurements promoted the implementation of installers.
7. Safe corner: safety corner could greatly reduce the hurt to human by attack.

Quality:

1. Conforms to the standards of Europe, North American and China: ISO, CCC, CE, BS6206, EN12510.
2. High strength and puer clean surface. Select 40% of high quality ford blue glass for tempering.
3. Excellent work on details: smooth edge polishing, drilling holes tolerance +/- 0.9mm
4. Strong wooden crates package.


Product Details:

Product pictures of 6mm dark blue tempered glass:



SGG

Professional glass manufacturer




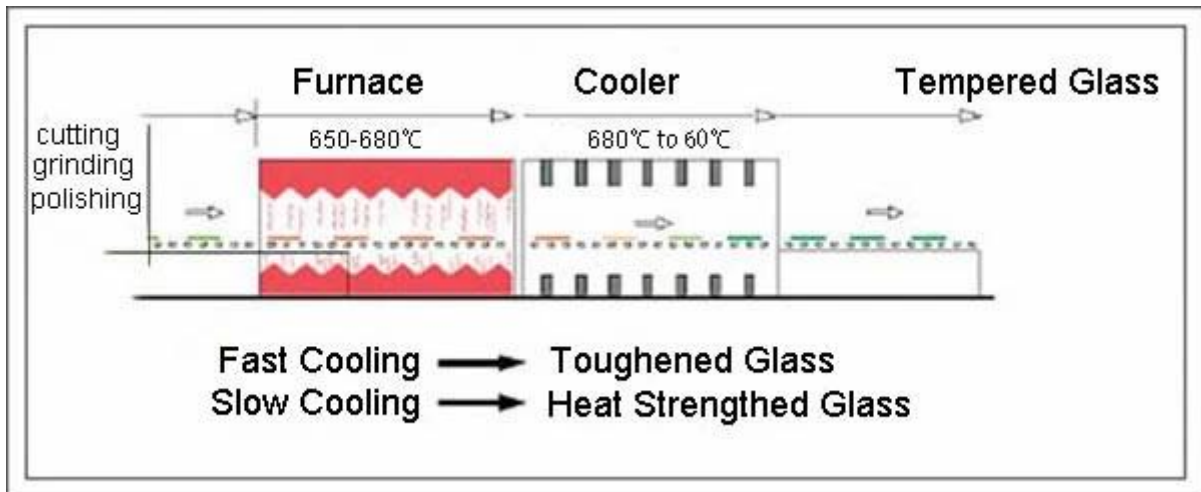
Differences between Annealed Glass and Tempered Glass:

1. 6mm dark blue tempered glass reduces the risk of injury due to its nature of breaking into small, circular pieces instead of sharp, jagged shards.
2. 6mm dark blue tempered glass windows is ease of clean-up if they ever do break.
3. 6mm dark blue tempered glass is 5 times strength than 8mm dark blue float glass.

Holes and Cut outs:



Production Line:



Package and Loading:

