

SGG curved toughened glass 12mm building glass manufacturers and factory

12mm Curved toughened safety glass/ 12mm curved tempered safety glass is to heat [12mm clear float flat glass](#) to softening point (about 600 degrees Celsius), according to a certain radius of the cool treatment, the surface strength doubled, the original flat surface become to curved surface of the glass.

Features

1. Safety glass: 12mm Curved toughened Glass broken into small pieces of obtuse honeycomb particles, will not harm the human body, same features with [12mm flat tempered glass](#), belong to safety glass categories.
2. 5 times hardness: The hardness of 12mm curved toughened glass is 5 times than [normal 12mm annealed glass](#).
3. Good thermal stability: 12mm curved toughened glass can withstand the temperature of 3 times higher than [12mm ordinary float glass](#) and can withstand 300 degrees Celsius temperature changes.

Applications:

As curved toughened glass belong to safety glass and use widely in modern buildings, see as below:

1. Curved glass wall and facade
2. Curved glass ceiling
3. Curved glass Fence/ Railing/ Balustrade
4. Curved glass partition
5. Curved glass furniture
6. Curved glass home appliance

Specifications:

Thickness: 5mm 6mm 8mm 10mm 12mm 15mm 19mm

Customized size: Max: 5600mm*2400mm, Mini: 400mm*600mm

5-6mm mini radius: 1000mm

8-12mm mini radius: 1500mm

15-19mm mini radius: 2000mm


Color: clear, ultra clear, acid etched, gray, green, blue, bronze or any color based on Pantone chart.

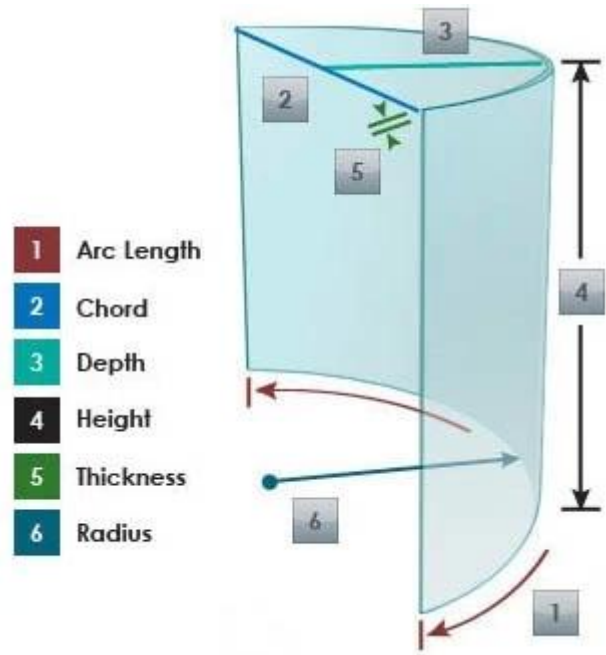

Quality:

1. Curved toughened glass 12mm meet BS 6206 UK safety glass standard.


2. Curved toughened glass 12mm meet EN 12150 CE European safety glass standard.
3. Curved toughened glass 12mm meet Chinese Safety Glass Compulsory Certification (CCC)

Details of Curved toughened glass 12mm:
Product pictures:





Production lines:



Package and Loading:

