

SGG 10mm

SGG 10mm is a high-strength, low-weight, and easy-to-install safety glass system. It is designed for use in various applications, including windows, doors, and partitions. The system consists of two glass panes held together by a central spacer bar, which is secured with a locking mechanism. This design provides excellent protection against impact and penetration while maintaining clear visibility.

SGG 10mm is available in a range of thicknesses and sizes to suit your specific requirements. It is a cost-effective solution for enhancing the safety and security of your premises.

Features

1. **High Strength:** SGG 10mm is made from high-quality, tempered glass, providing superior strength and durability.
2. **Low Weight:** The system is lightweight, making it easy to handle and install.
3. **Easy Installation:** The SGG 10mm system is designed for quick and easy installation, minimizing downtime.
4. **Clear Visibility:** The system provides clear, unobstructed views, ensuring that you can see through the glass without any distortion.

Applications

1. Windows
2. Doors
3. Enstinger
4. Partitions
5. Staircases
5. Balustrades
6. Elevators
7. Balustrade
8. Staircases
9. Partitions

Options



Options: 4mm 5mm 6mm 8mm 10mm 12mm 15mm
 Customized Options: 5600mm * 2400mm 400mm * 600mm
 5-6mm Thickness: 1000mm
 8-12mm Thickness: 1500 mm
 15-19mm Thickness: 2000 mm
 Options: Various sizes and thicknesses available to meet your needs.

Standards

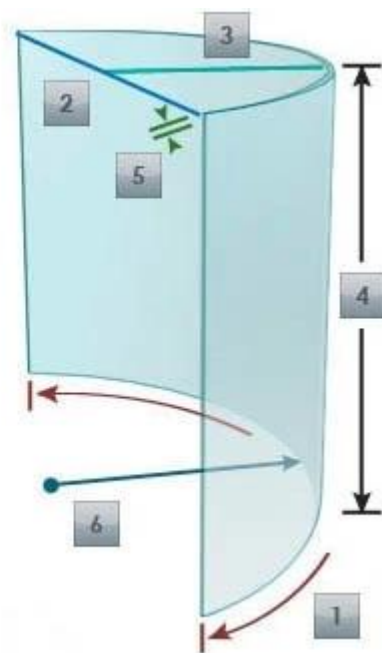
Standards: ISO, BS6206, EN12510

10mm Safety Glass


Options:



- 1** Arc Length
- 2** Chord
- 3** Depth
- 4** Height
- 5** Thickness
- 6** Radius



□□□□:



□□□□□□□□□□:



□□□□□□□□□□□□□□:
□□□□□□□□
□□□□□□□□