



□□□□ □□ □□□□□□:

-□□□□□□□□ □□□

-□□□□ □□□□ □□□

-□□□□ □□□□ □□□


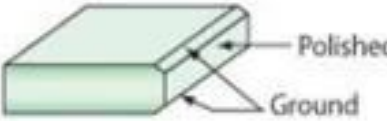



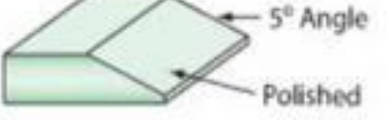

-□□□□ □□□□□□□□ □□□

-□□□□□□□□ □□□

-□□□□ countertopss

□□□□:




Edge Diagram	Description	Typical Application
	Flat Ground	Silicone structural glazing with exposed edges
	Flat Polish	Silicone structural glazing where edge condition is critical for aesthetic purposes
	Ground Pencil Edge	Mirrors, Decorative furniture glass
	Polished Pencil Edge	Mirrors, Decorative furniture glass
	Ground Miter	Silicone structural glazing
	Bevel	Mirrors, Decorative furniture glass
	Seamed Edges	Normal edge treatment for heat-treated glass

□□□□:







Edge Polishing



CNC Cutting

□□□□□□□□□□:

