



22mm tempered low e insulated glass, also called double-glazing and IGU, low e insulated glass is an energy saving glass. It is two sheets of [5mm tempered glass](#) that come as a sealed unit with a 12mm argon spacer in between. The argon space acts as a buffer between the two materials that reduces the flow of heat energy through the IGU. The low e coating is usually at #2 or #3, low e coating can reduce heat passes through the glass. Double-glazing is very good at reducing heat flow, this works to keep heat inside a building in winter but also to reduce heat flow into a building in summer.



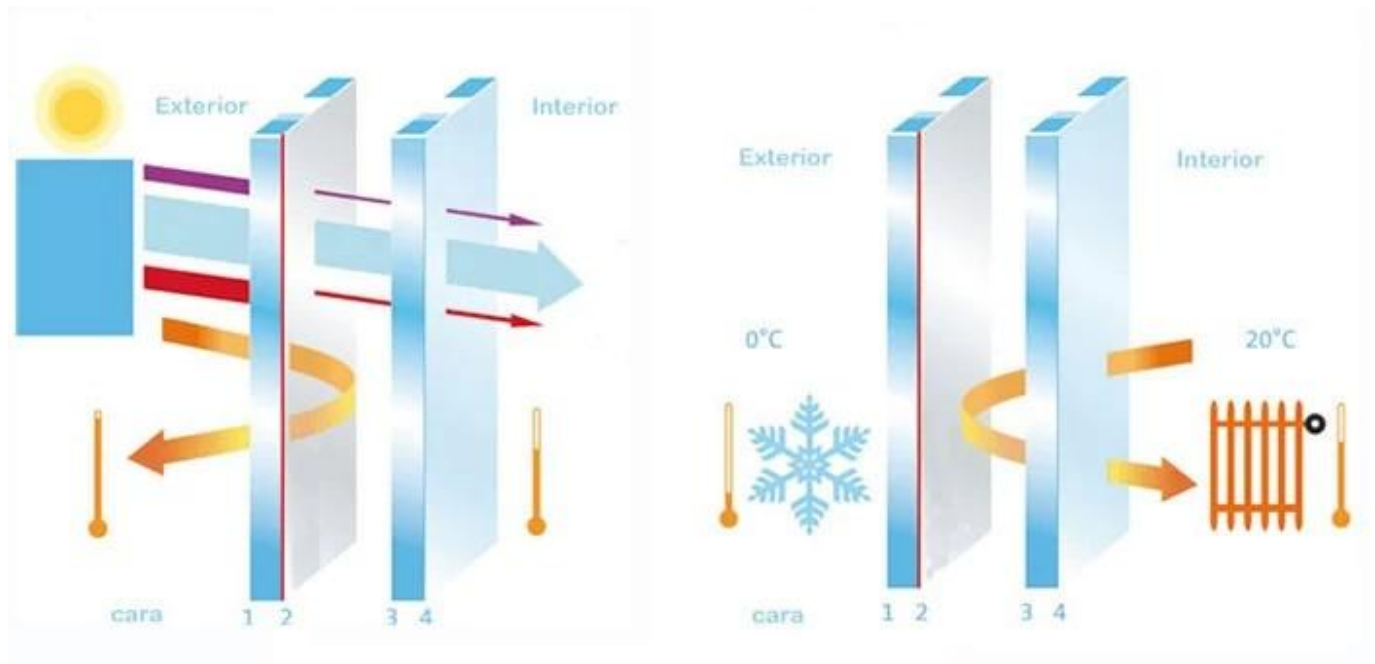


Why Low E Coating

1. Low e coating means low emissivity coating, can reduce heat passe through the glass.
2. Low e coating is a solar control coating, has lower emissivity and superior solar control performance, this coating offers the highest performing solar control.

3. Low e coating allows short-wave solar energy to pass while bouncing back out long-wave infrared energy. This allows for most of the sun's energy to pass through into the house while ensuring a minimal amount of heat in your house is allowed to escape.

4. Insulated glass with low e coating make the glass has better heat insulation and energy saving performance. In summer, glass low e insulated glass can block heat enter indoor while it can reduce the loss of indoor heat in winter.



Advantages of SZG Insulated Glass

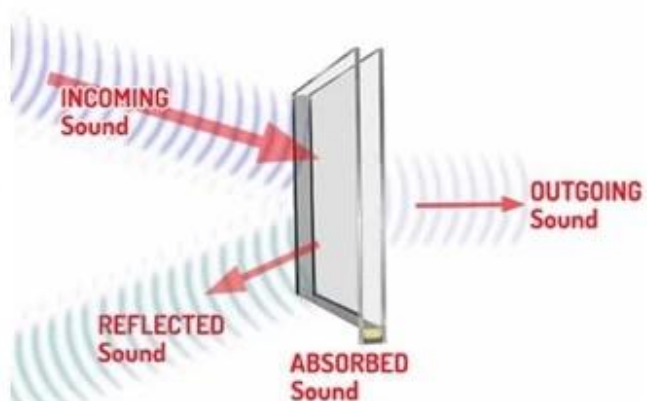
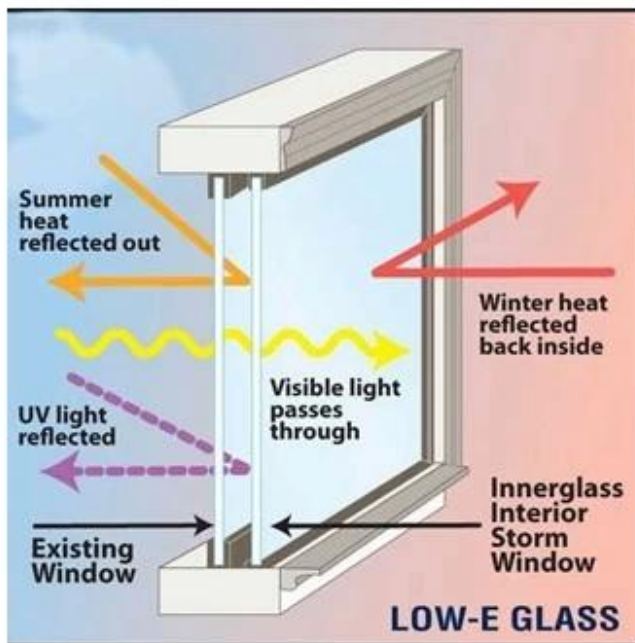
1. We process insulated glass by using best quality float glass, Butyl sealant, strength adhesive, molecular sieve etc raw material.

2. The warm-edge is built by Super-Spacer® technology between the insulated glass panes to prohibit the transfer of heat.

3. Sealant should be double-layer and the thickness should be greater than or equal to 5mm.

4. Check for scratches and other blemishes on float glass before production, inspection on the primary sealant, heat rise test for desiccant, humidity and fog determination test etc must be carried out during processing.

5. Sun Global Glass provide quality process services, size, color and shape can customize according customers' required. Max size we can produce is 3300x13000mm, shape of flat and curved are all available.



Applications

Curtain wall

Window

Partition

Etc

